

Treatment of dairy waste water by electro coagulation using aluminum electrodes and settling, filtration studies

Deepak Sharma*

*Chemical Engineering Department IES-IPS Academy Indore.India.

*Corres.author: deepak.ips86@gmail.com

Abstract: The removal of COD and oil from dairy wastewater was experimentally investigated using direct current (DC) electrocoagulation (EC). In the EC of dairy wastewater, the effects of initial pH, electrolysis time, initial concentration of COD, and current intensity were examined. The COD in the aqueous phase were effectively removed when aluminum plates were used as sacrificial electrodes. The optimum operating range for each operating variable was experimentally determined. The batch experimental results revealed that COD in aqueous phase was effectively removed. The overall COD removal efficiencies reached 87%. The optimum current intensity, pH and electrolysis time for 1070 mg/dm³ and were 3A, 9, 75 min, respectively. Mean energy consumption was 112.9 kWh/kg

Keywords: Electro coagulation, Dairy waste water, Aluminum Electrodes, COD, Dairy Effluent.

Introduction

The dairy industry, like most other agro-industries, generates strong wastewaters characterized by high biological oxygen demand (BOD) and chemical oxygen demand (COD) content. Furthermore, the dairy industry is one of the largest sources of industrial effluents. A typical European dairy generates approximately 500 m³ of waste effluent daily [2]. Since dairy waste streams contain high concentrations of organic matter, these effluents may cause serious problems, in terms of organic load on the local municipal sewage treatment systems. Environmental problems can result from discharge of dairy wastewater (DW). Introduction of Most of the wastewater volume generated in the dairy industry results from cleaning of transport lines and equipment between production cycles, cleaning of tank trucks, washing of milk silos and equipment malfunctions or operational errors [4-6]. DW treated using physico-chemical and biological treatment methods [3-5]. However, since the reagent costs are high and the soluble

COD removal is poor in physical-chemical treatment processes, biological processes are usually preferred [7]. Among biological treatment processes, treatment in ponds, activated sludge plants and anaerobic treatment are commonly employed for DW [8]. In contrast the contrary, high energy requirements of aerobic treatment plants are a significant drawback of these processes. COD concentrations of dairy effluents (DE) significantly; moreover, dairy effluents are warm and strong. DE are ideal for anaerobic treatment. Furthermore, no requirement for aeration, low amount of excess sludge production and low area demand are additional advantages of anaerobic treatment processes, in comparison to aerobic processes. Wastewaters from the dairy

industry are usually generated in an intermittent way, so the flow rates of these. Effluents change significantly. High seasonal variations are also encountered frequently and correlate with the volume of milk received for processing; which is typically high in summer and low in winter months. Moreover, since the dairy industry produces different products, such as milk, butter, yoghurt, ice-cream, various types of desserts and cheese, the characteristics of these effluents also vary greatly, depending on the type of system and the methods of operation used [9]. The effluent contains various things like inorganic nitrogen (proteins, urea, nucleic acids, or as ions such as NH_4^+ , NO_2^- and NO_3^-). Phosphorus (orthophosphate and polyphosphate), sulphate, suspended solids (SS) and volatile suspended solids (VSS), chlorides and metal elements (Na, K, Ca, Mg, Fe, Co, Ni and Mn etc). The typical composition of waste water of dairy plant is shown in Table 1.1.

Table 1.1: Treatment performance levels of various methods for dairy wastewaters

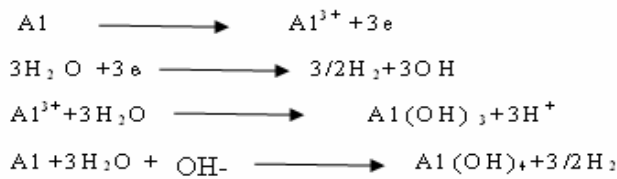
Initial COD (mg/L)	Method	COD removal efficiency (%)	Reference
9359 (AF)	Anaerobic filter reactor	91.8	[7]
4000	Aerobic purification	96.8	[12]
3200	Buoyant filter bioreactor (BFBR)	90	[10]
10000	Nanofiltration and reverse osmosis membranes	95	[19]

1.1 Treatment Technologies of Wastewater in Dairy Industry

Wastewaters from agro-industries are characterized by chemical oxygen demand (COD) due to their high level of organic contents [10]. The dairy industry generates a huge amount of wastewaters: approximately 0.2 m³ to 0.5 m³ of waste per m³ of processed milk [11]. In most cases, these effluents are not treated and are simply thrown into rivers where they contribute to eutrophication by phosphorus and nitrogen compounds [11-14]. Treating dairy effluents is thus of crucial importance not only for the environment, but also for the purpose of recycling water for use in industrial processes [15]. Now a days, many physico-chemical and biological methods are used to treat dairy effluents, with the particular aim of reducing the volume of the produced sludge. The physico-chemical processes suffer the disadvantage that reagent costs are high and the soluble COD removal is low [10]. Moreover, chemical treatments could induce a secondary pollution due to the fact that chemical additives may contaminate the treated water. Among methods, methanisation is by far the most interesting since it transforms the organic matter in milk to methane, a compound well known for its unquestionable combustion properties. Moreover, high removal rates of the COD are obtained [16] even though this process does not eliminate phosphorus and nitrogen compounds contained in the dairy effluents [17]. Implementation of a complementary physicochemical treatment would reduce phosphorus and nitrogen content. Electro coagulation is an electrolytic process that has been already experienced for the treatment of various liquid wastes. For this to be achieved, a convenient current is imposed on soluble anodes like aluminum, iron or their alloys in an electrochemical cell acting as the reactor for the experiment separated by decantation or filtration, depending upon their density. Although the principle of the treatment of an effluent is identical for both electrocoagulation and chemical coagulation, the Electro coagulation results in the dissolution of the electrode to yield metal ions (Fe^{2+} , Fe^{3+} or Al^{3+}) which are active coagulants precursors involved in the neutralization of the negative charges on the colloids of the effluent. These metal ions then react with the hydroxyl colloidal particles is specific in each of these processes [18]. During electro coagulation, the coagulants are obtained in situ by the dissolution of the anode, which is not the case for chemical coagulation in which the coagulants are obtained by dissolution of aluminum or iron salts [19]. 1.2EC Mechanism.

If aluminum electrodes are used, the generated Al^{3+} (aq) ions will immediately undergo further spontaneous reactions to produce corresponding hydroxides and/or polyhydroxides. The aluminium ions are the common ions generated the dissolution of aluminum. In contrast, OH^- ions are produced at the cathode. By mixing the solution, hydroxide species are produced which cause the removal of matrices (dyes and cations) by adsorption and coprecipitation. In the study of aluminum anodes, two mechanisms for the production of the metal hydroxides have been proposed From previous studies[20-22] (the treatment process can be described by Eqs. ((1) – (4)). The electrochemical reactions (1,2) are followed by the chemical one (3). Since pH increases near the cathode, a corrosion of aluminium takes place according to the Eq. (4). [30-32](The $\text{Al}(\text{OH})_n(\text{s})$ formed

remains in the aqueous stream as a gelatinous suspension, which can remove the waste matter from wastewater either by complexation or by electrostatic attraction followed by coagulation.



2. Material and Methods

2.1 Electrochemical reactor

The lab-scale batch experimental setup used for the electrochemical degradation studies is schematically shown in Fig. 3.1. The dimensional characteristics of the experimental setup and the electrical assembly are shown in Table 3.1. Electrochemical treatment of both anionic and cationic species is possible by using an aluminum plate/ rod as the sacrificial electrode. The plates, if connected in series, have higher resistance. In a parallel arrangement, the electric current is divided between all the electrodes in relation to the resistance of the individual cell.[23-24] Therefore, the electrode plates were arranged in parallel. There were four electrodes connected in a bipolar mode in the electrochemical reactor, each one with dimensions of 8 X 8.4 X 3. The electrode plates were cleaned manually by abrasion with sandpaper, and they were treated with 15% HCl for cleaning followed by washing with distilled water prior to their use[31]. The electrodes were spaced 15 mm apart (because <10 mm spacing between electrodes prevented movement of liquid adsorbate in the interstitial spaces of the electrodes thus, hindering/affecting removal efficiency). The anode and the cathode leads were connected to the respective terminals of DC power supply. The thicknesses of the plates were 3.00mm. and the Effective electrode surface was 69.2 cm².

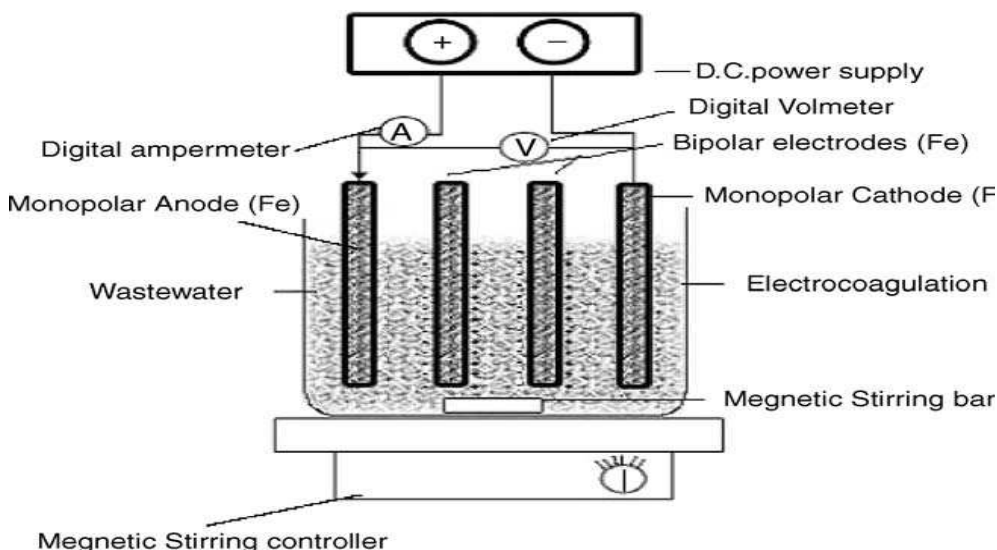


Fig. 2.1 Bench-scale EC reactor with bipolar electrodes in parallel connection

2.2 Wastewater samples and experimental procedure

Wastewater was obtained from a Sanchi dughd sandh kumhari Raipur Chhattisgarh containing a mixture of exhaust solutions at a dairy factory in Chhattisgarh (India) producing approximately 10 m³ of wastewater per day. The composition of the wastewater is shown in Table 2.1.

Table 2.1 Characteristics of wastewater used

Characteristics	Value
Chemical oxygen demand (COD) (mg/L)	1070
Oil and grease (mg/L)	500
TSS (mg/L)	1500
Conductivity (μ S/cm)	800
pH	6.0–7.5

. The pHs were adjusted to a desirable value using HCl and NaOH solutions. The conductivity of the waste water was adjusted to the desired levels by adding an appropriate amount of NaCl. This adjustment has shown negligible effect on the initial pH of the wastewater. At the beginning of a run, the wastewater was fed into the reactor and the pH and conductivity were adjusted to a desired value. The electrodes were placed into the reactor. The reaction was timed starting when the dc power supply was switched on. Aluminum salts produce electrode passivation and it causes a 50% increase in treatment time and power requirements. Eliminating the salt formation at the anode could reduce this effect. The cell was cleaned after each experiment to obtain same experimental conditions. For this reason, the electrodes were rinsed in the diluted HCl (1 + 1) solution after the each experiment. Samples were periodically taken from the reactor. The particulates of colloidal aluminum oxyhydroxides gave white-brown colour into the solution after EC. All the suspended solids were removed by electrocoagulation and electrolytic flotation[25-27]. Thus, during electrolysis, the clear solution was obtained. All the suspended solids were removed by electrocoagulation and electrolytic flotation. Therefore, filtration was not markedly effect COD and oil–grease removal. Sludge generating during treatment was separated from the solution by filtration using Whatman filter paper (pore size 11m) and then the solution was analyzed. COD and oil–grease analysis were carried out according to the following procedure for examination of water and wastewater. The effluent contains several compounds. The determination of COD was carried out using spectroscopic method[28]. For this 0.3 ml COD solution A, 2.3 ml COD solution B and 3 ml effluent/treated sample was taken in a 10 ml digestion tube. The tubes (max 25) were heated at 148 o for 2h in a digester (spectroquant TR -420, MERCK made). After this tubes were cooled for half an hour. The absorbance's of digested sample were taken at 605 nm using spectrometer (Nicolet Evolution 100, Thermo Electron Corporation made) and corresponding COD was estimated. The settling characteristics were calculated on the basis on the kynch theory while filtration was tested using a gravimetric filtration. The filter paper was supported over a ceramic Buechner funnel of 75 mm internal diameter (filter area) $4.415 \times 10^{-3} \text{ m}^2$. The volume of filtrate collected in the graduated vertical cylinder was recorded at regular time intervals. The cake retained at the top of filter paper was carefully removed, weighed, and dried at 105 °C until it attained a constant weight. The residue was expressed as mass of solids per volume in the slurry. A plot between $\Delta t / \Delta V$ versus V used to calculate the specific cake resistance and filter media resistant.[29-30]

Result and Discussion

3.1 Effect of PH on COD Reduction of Dairy waste water.

Since the pH of solution play, important role in influencing the electro chemical processes, the effect of pH in the range of 3 to 11 was investigated. The mechanism of destabilization of dispersed particle during electro-chemical treatment using aluminum electrode in similar to that of chemical coagulation using AlCl_3 . During electro coagulation neutral pH and slightly alkaline pH was found to better for COD reduction. Treated effluent having COD of 930, 802, 159, 140 and 357 mg/dm^3 were obtained at pH0 3, pH0 5, pH0 7, pH0 9, and pH0 11 respectively for 75 min of electro coagulation. Considerable COD reduction was obtained at pH0 7, 9, and 11 during initial period of electro coagulation. The COD of the effluent during this period was 412, 302 and 582 respectively (Fig. 3.1). During electro coagulation, the dissolution of aluminum take place and it influence by pH. At pH0 9 with 3 A current electrode loss of 1.92 g took placed with maximum COD reduction of 86.91% and sludge formation of 4.42 g/dm^3 . A minimum COD reduction of 5.04% occurred at pH0 3 with 3 A current and electrode loss of 1.48 gm and sludge formation of 2.32 g/dm^3 (Table 4.3) . In the table it may be also seen that 4.42 gm/dm^3 of sludge retained at pH0 9 and 3 A; while lowest amount of sludge obtained was at pH 3 with COD reduction of 5.04%.

3.2 Effect of current

Reduction of organic load (COD) of DW was also studied at different current intensity (0.5 A to 3A). The results are presented in Fig. 3.2. From the figure it may be seen that with increase in current intensity COD of treated effluent decreased. The COD of DE was reduced to 720 , 540, 403 and 302 mg/dm³ in 15 minutes at current intensity 0.5 , 1, 2 and 3A respectively, which were further reduced to 523, 392, 210, and 140 mg/dm³ in 75 minutes of electro coagulation. The electrode loss as well as power consumption was found to increase with increase in current intensity from 0.5 to 3 A. 1.05, 1.20, 1.52, 1.92 gm aluminum loss took place at 0.5, 1, 2, and 3 ampere current respectively. At these current the COD reductions were 51.58, 63.32, 77.15 and 86.11 respectively. These data are presented in Table 3.1. The increase in electrode loss and corresponding increase in COD reduction is due to charge neutralization of negative ions contain in effluent, which neutralize when it combines with aluminum cations and polymeric hydroxide cations and forms heavy mass which settled down. The other reason is formation on Al(OH)₃ and metal polymer hydroxide at alkaline pH which promote the sweep coagulation[21].

Table 3.1 : Power consumption during Electro Coagulation , distance between electrode 1.5 C. M., Initial COD 1070 g/dm³, Treatment time 75 minutes

pH	Current (A)	Average Voltage(V)	Power(W=V*I), (W)	Electrode loss (g)	Wt.of Sludge retained(g/l)	% COD Reduction
9	0.5	5	2.5	1.05	-	51.12
9	1	10	10	1.20	-	63.36
9	2	20	40	1.52	-	77.15
9	3	30	90	1.92	4.42	86.91
3	3	17	51	1.48	2.32	5.04
5	3	14	42	1.57	2.43	25.04
7	3	26	78	1.62	3.61	85.14
11	3	29	87	2.12	-	62.80

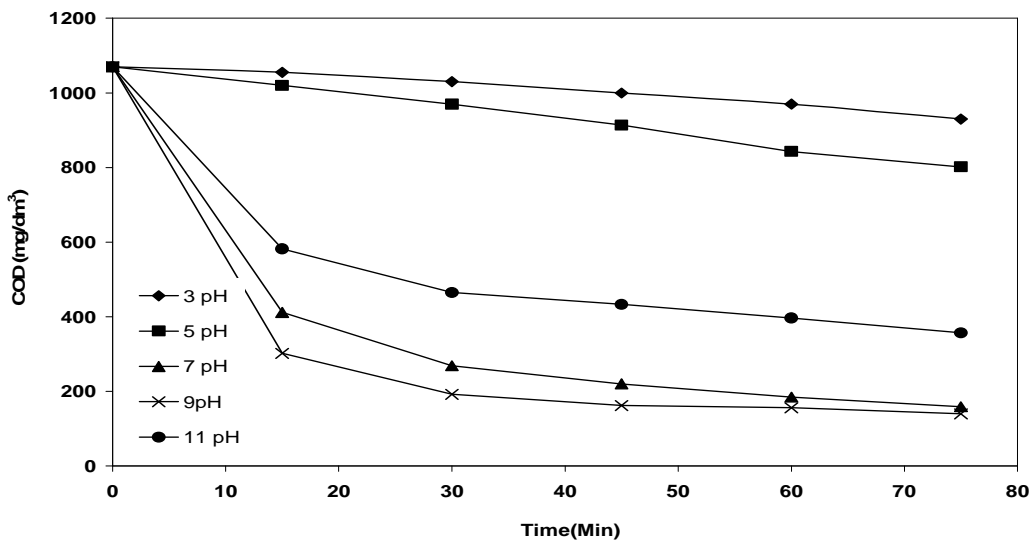


Fig. 3.1 Effect of pH on COD reduction of dairy wastewater by electro coagulation using aluminum electrode. COD₀ = 1070 mg

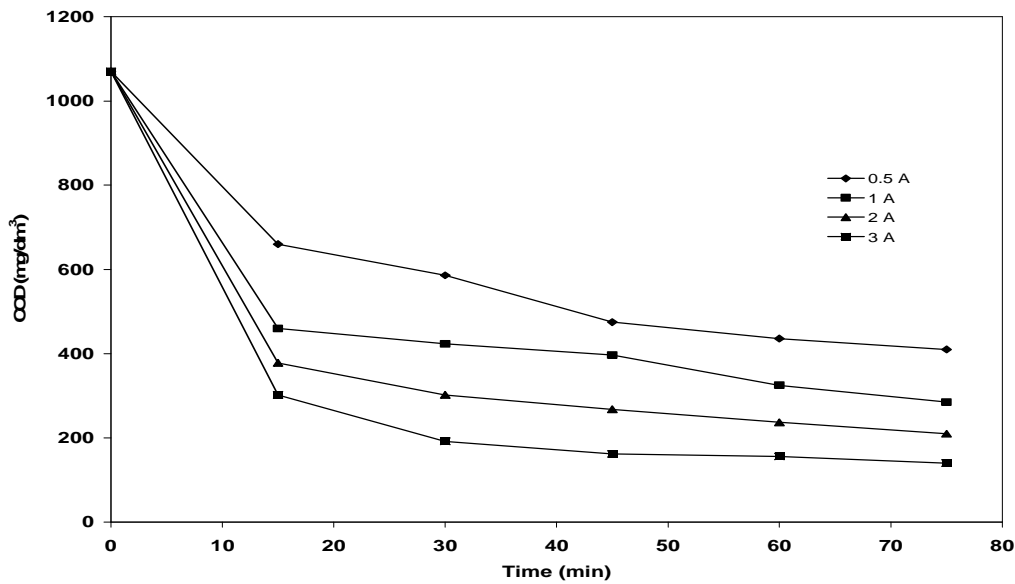


Fig. 3.2 Effect of current on COD reduction of dairy wastewater by electro coagulation using aluminum electrode. COD₀ = 1070 mg/dm³

3.3 Settling studies

Since it is necessary to remove the sludge from treated effluent it is necessary to go through the sedimentation process. For this Jar settling process was studied and the results are presented in Fig 3.3 The settling rate were in order of pH09 > pH0 7 > pH0 3 > pH0 5. The solid liquid interface (H/H₀) of the 0.25, 0.38, 0.5, 0.92, were obtained at pH0 3,5,7 and 9 respectively. Since highest interface of solid liquid was at pH0 9 and COD reduction is maximum (86.11 %) at this pH, EC at pH0 9 is favorable. From the figure it is also concluded that neutral and moderate basic pH is in favor of settling of sludge. Similar to settling studies performed in chemical coagulation treatment process, three stages of settling i.e. zone settling, transition settling and compressive settling was found in EC treatment[28-30].

3.4 Filtration studies

To find the filtration characteristics the treated effluent, it waste also taken for filtration at atmospheric pressure gravity filtration processes described earlier for filtration of alum treated DW. The results are presented in Fig. 3.4 The cake resistance were found in order of 0.66×10^9 m/kg at pH0 9 < 0.75×10^9 m/kg at pH0 7 < 0.78×10^9 m/kg at pH0 5 < 0.84×10^9 m/kg at pH03 and filter media resistance were 1.8 /m at pH0 3 < 2/m at pH05 < 2.205/m at pH07 < 2.34 at pH0 9 . The above data are presented in Table 3.2. The above values indicate cake resistance is low at high PH while the filter media resistance is low at low

pH. Low values of (0.4 to 0.6 times) in EC treatment in comparison to chemical coagulation (CC) treatment shows porous sludge formation in EC treatment. The values of $R_{m \text{ - } ia}$ about 1.2-1.5 times to that obtained in chemical coagulation. The values of $R_{m \text{ - } ia}$ and R_m is less in comparison to reported by various investigators [29-30] for treatment of municipal effluent, distillery effluent and textile effluent.

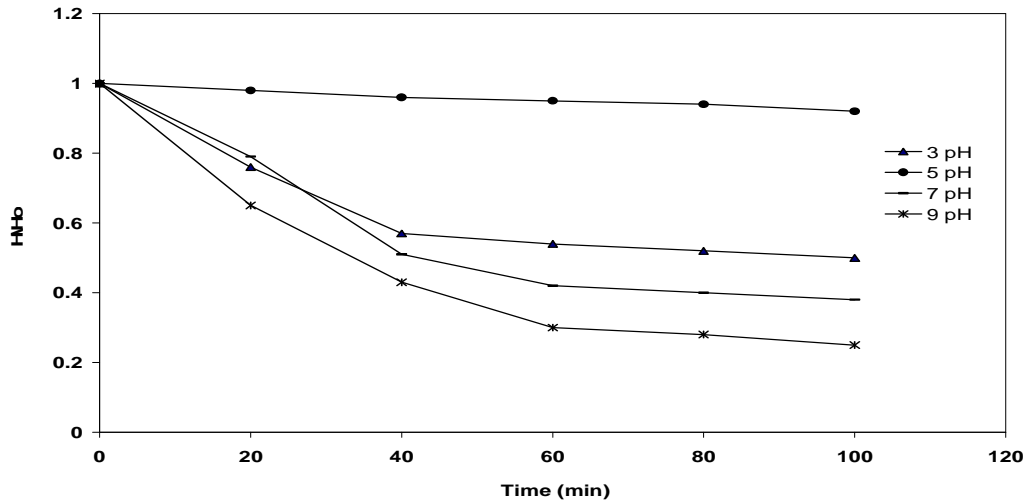


Fig. 3.3 Settling studies at different pH for electro coagulation treatment of dairy wastewater

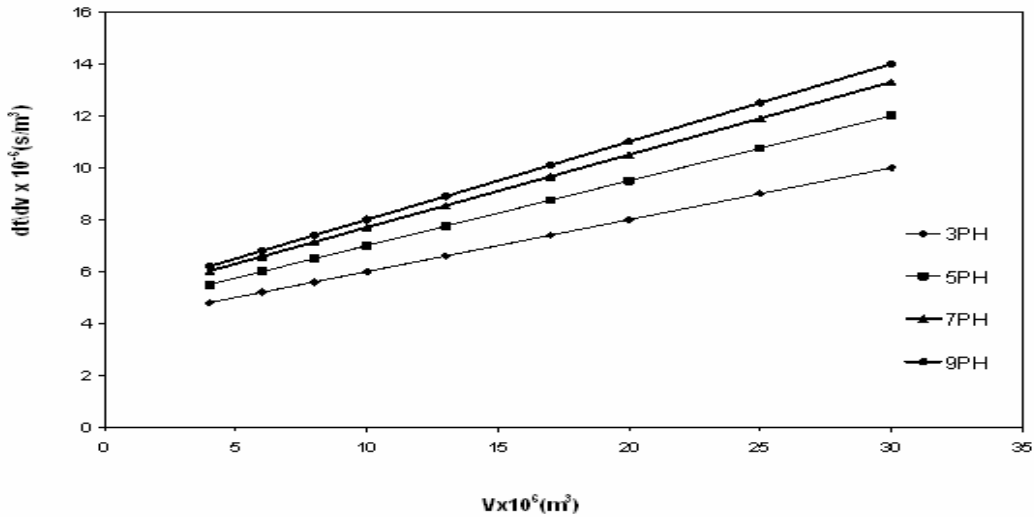


Fig 3.4. Filtration studies during electro coagulation of dairy wastewater using aluminum electrode. COD0 = 1070 mg/dm³

Table 3.2: Filterability of slurry: Effect of initial pH

Initial PH	$K_c * 10^{-12}$ (s/m6)	$\beta * 10^{-6}$ (s/m3)	C (Kg\m ³)	$\mu * 10^{-3}$ (Kg/ms)	$\alpha * 10^{-9}$ (m/Kg)	$R_m * 10^{-9}$ (m ⁻¹)
3PH	0.2	4	4.65	1	.84	1.8
5PH	0.25	4.5	6.27	1	0.78	2.0
7PH	0.28	5	7.22	1	0.75	2.205
9PH	0.3	5.3	8.84	1	0.66	2.34

Power consumption

To find out the power required per unit COD removal, the data were evaluated and presented in Fig. 3.5. The power consumption per unit COD removal were 103 kWh/kg at pH0 7 < 112.9 kWh/kg at pH0 9 < 143.24 kWh/kg at pH0 11 < 180 kWh/kg at pH05 < 375 kWh/kg at pH0 3. Thus, power consumption in COD removal point of view, EC at pH0 7 and pH0 9 is better as compared to EC at other pH0.[30]

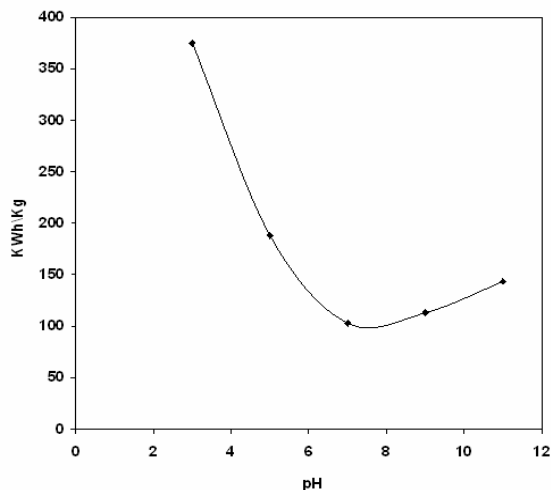


Fig. 3.5 Power consumption per unit COD removal by electro coagulation at different pH.
COD₀ = 1070 mg/dm³

4. Conclusion

Electro Coagulation is a feasible process for the treatment of the dairy waste water, characterized by the high oil and greases content, fluctuated COD, BOD and SS Concentrations. The Treatment of Dairy Waste water using aluminum electrodes was affected by the initial pH, the current density, COD. The Result shows that that COD effectively removed at 9 pH. When the initial concentration of COD was 1070 mg/dm³. For the 75 min of electro coagulation time. With increase in current intensity, COD of treated effluent decreased. It is reduced to 140 mg/dm³ at the current intensity of 3A. the result also indicate that the removal efficiency of the COD is 87% at current intensity 3A and pH 9. The settling of EC treated DE solid liquid interface (H/H₀) was best observed 0.92 at 9 pH. The filtration studies of EC treated sludge show the cake resistance were 0.66 x 10⁹ m/kg at pH 9 and filter media resistance 2.34 /m at pH 9. At the optimum condition of COD reduction power consumption in EC for per unit COD removal were 112.9 kWh/kg at pH 9 The EC treated DE have COD 140 mg/dm³ can be used in the industries for cooling purpose as well as irrigation purpose.

References

- [1]. B. Demirel, O. Yenigun, T.T. Onay, *Anaerobic treatment of dairy wastewaters: a review*”, Process Biochem. 4 (2005), 2583-259.
- [2]. M Perle, S Kimchie, G Shelef, *Some biochemical aspects of the anaerobic degradation of dairy wastewater*, in Water Res, 29(1995), 1549-54.
- [3]. B Kasapgil, GK Anderson, O Ince, *An investigation into the pretreatment of dairy wastewater prior to aerobic biological treatment*, Water Sci Technol 29 (1994)205 -12.
- [4]. K B askaran, LM Palmowski, BM Watson, *Wastewater reuse and treatment options for the dairy industry*. Water Sci Technol 3 (2003) 85-91.
- [5]. JR Danalewich, TG Papagiannis, RLBelyea, ME Tumbleson, L Raskin. *Characterization of dairy waste streams, current treatment practices, and potential for Biological nutrient removal*, Water Res 32 (1998) 3555-68.
- [6]. G Vidal, A Carvalho, R Mendez, JM Lema, *Influence of the content in fats and Proteins on the anaerobic biodegradability of dairy wastewaters*, Bioresour Technol 74 (2000)231-9.
- [7]. DI Bangsbo, Hansen, *Treatment of dairy wastewater in the developing countries—the Danish experience*, Ind Environ 8(1985)10-2.
- [8]. B Demirel, O Yenigun, TT Onay, *Anaerobic treatment of dairy wastewaters*, Process Biochem 40 (2005)2583-95.
- [9]. B Balannec, MVourch, M Rabiller-Baudry, B Chaufer, *Comparative study of different nanofiltration and reverse osmosis membranes for dairy effluent treatment by dead-end filtration*, Sep Purif Technol 42 (2005)195-200.
- [10]. J M Chimenos, Al Fernandez, A Hernandez, L Haurie, FEspiell, C Ayora, *Optimization of phosphate*

- removal in anodizing aluminum wastewater*, Water Res 40(2006) 137-43.
- [11]. AK Golder, AN Samanta, S Ray, *Removal of phosphate from aqueous solutions using calcined metal hydroxide sludge wastewater generated from electrocoagulation*, Sep Purif Technol 52 (2006)102-9.
- [12]. S Irdemez, N Demircioglu, Y Sevki, Z Bingul, *The effects of current density and phosphate concentration on phosphate removal from wastewater by electrocoagulation using aluminum and iron plate electrodes*, Sep Purif Technol 52 (2006)218-23.
- [13]. A Hamdani, M Mountadar, O Assohei, *Comparative study of the efficiency of three coagulants in treating dairy factory waste water*, Int J Dairy Technol 58(2005)83-8.
- [14]. A Haridas, S Suresh, KR Chitra, VB Manilal, *The buoyant filter bioreactor: a high rate anaerobic reactor for complex wastewater-process dynamic with dairy effluent*, Water Res 39 (2005)993-1004.
- [15]. JLRico, H Garcia, C Rico, I Tejero, *Characterization of solid and liquid fractions of dairy manure with regard to their component distribution and methane production*, Bioresour Technol 98 (2007)971-9.
- [16]. MJ Matteson, RL Dobson, RW Glenn, NS Kukunoor, WH Waits, EJ Clayfield, *Electrocoagulation and separation of aqueous suspensions of ultra particles Colloids*. Surf A Physicochem Eng Aspects 104 (1995) 101-9.
- [17]. MYA Mollah, P Morkowsky, JAG Gomes, M Kesmez, J Parga, DL Cocke, *Fundamentals present and future perspective of electrocoagulation*, J Hazard Mater 114(2004)199-210.
- [18]. G. Chen, *Electrochemical technologies in wastewater treatment*, Sep. Purif. Technol, 38 (2004) 23-35
- [19]. Burak Demirel, Orhan Yenigun, Turgut T. Onay, *Anaerobic treatment of dairy wastewaters, a review* Process Biochemistry 40 (2005) 2583—2595.
- [20]. VC Srivastava, ID Mall, and IM Mishra, *Treatment of pulp and paper mill wastewaters with polyaluminium chloride and bagasse fly ash*, Colloids and Surf. A :Physicochem. Eng. Aspects, 260 (2005) 17-28.
- [21]. LAyhan S, engil, Mahmut "ozacar, in *Treatment of dairy wastewaters by electro coagulation using mild steel electrodes* Journal of Hazardous Materials 137 (2006) 1197-1205
- [22]. Parmesh Kumar Chaudhari, Indra Mani Mishra, Shri Chand. *Decolourization and removal of chemical oxygen demand (COD) with energy recovery, Treatment of biodigester effluent of a molasses-based alcohol distillery using inorganic coagulants Colloids and Surfaces, A Physicochem. Eng. Aspects 296 (2007) 238-247.*
- [23]. Serge Tchamango Charles, P. Nanseu-Njiki, Emmanuel Ngameni, Dimiter Hadjiev, *Treatment of dairy effluents by electrocoagulation using aluminium Electrodes*, Science of the Total Environment 408 (2010) 947-952
- [24]. Jai Prakash Kushwaha, Vimal Chandra Shrivastava, Indra Deo Mall, *Treatment of dairy wastewater by inorganic coagulants, Parametric and disposal studies*. Water Res. (2010)1-8.
- [25]. S.K Dentel and J.M Gossett, *Mechanisms of coagulation with aluminium salts*, J. Am. Water Works Assoc. 80 (1988) 187-198
- [26]. H.W. Ching, T.S. Tanaka, and M. Elimelech, *Dynamics of coagulation of kaolin particles with ferric chloride*, Water Res 28 (1994) 559-569.
- [27]. S.J. Randatke, *Organic contaminant removal by coagulation and related process Combinations*, J. Am. Water Works Assoc. 80 (1988) 40-56.
- [28]. M.R. Jekel, *Interaction of humic acids and aluminium salts in the flocculation Process*. Water Res. 20 (1986)1535-1542.
- [29]. McCabe, W. L. Smith, J. C Harriott, P. *Unit Operation of Chemical Engineering*, 5th ed.; McGraw-Hill: New York, 1993
- [30]. P.K. Chaudhari, I.M. Mishra, S. Chand, *Catalytic thermal treatment (Catalytic thermolysis) of biodigester effluent of an alcohol distillery plant*, Ind. Eng. Chem. Res. 44 (15) (2005) 5518-5525.
- [31]. M.Y.A. Mollah, P. Morkovsky, J.A.G. Gomes, M. Kesmez, J. Parga, D.L. Cocke, *Fundamentals, present and future perspectives of electro coagulation*, J. Hazard Mater. B114(2004) 199-210.
- [32]. M.Y.A Mollah, R. Schennach, J.R. Parga, D.L. Cocke, *Electrocoagulation (EC) science and applications*, J. Hazard. Mater. B84 (2001) 29-41.
